

Trends in Pediatric Dentistry 2016

AAPD Pediatric Oral Health
Research and Policy Center



AMERICA'S PEDIATRIC DENTISTS
THE BIG AUTHORITY on little teeth®



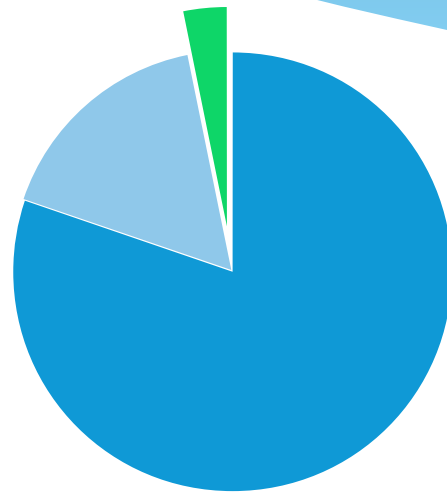
Pediatric Oral Health
Research & Policy Center

Professionally Active Dentists in the U.S.

* General Dentist	154,719
* Orthodontist	10,539
* Oral Surgeon	7,556
* Pediatric Dentist	7,163
* Periodontist	5,524
* Endodontist	5,469
* Prosthodontist	3,531
* Public Health	753
* Other Specialties	468
TOTAL	195,722



Professionally Active Dentists



- General Dentists
- all other specialties
- Pediatric Dentists

Pediatric dentists comprise the third largest specialty and account for 3.7 percent of all professionally active dentists, an increase of .5 percent since 2010 and 1 percent since 2005.



AAPD Membership 2016

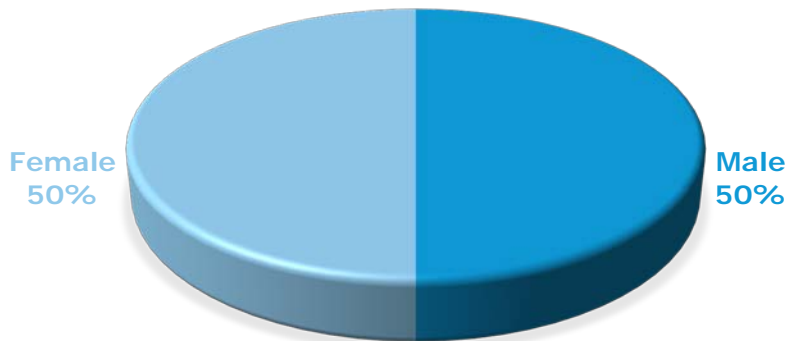
Active	6,174
Life	527
Associate	73
Affiliate	559
International	155
Retired	850
Predoctoral Student	420
Postdoctoral Student	987
International Student	140
Honorary	2
Allied	13
Friends of Pediatric Dentistry	13
Total	9,913



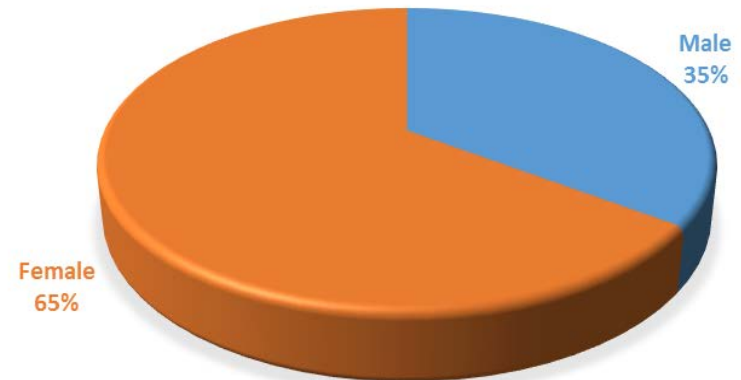
AMERICA'S PEDIATRIC DENTISTS
THE BIG AUTHORITY on little teeth®

AAPD Member Demographics

AAPD Membership by Gender (all ages)

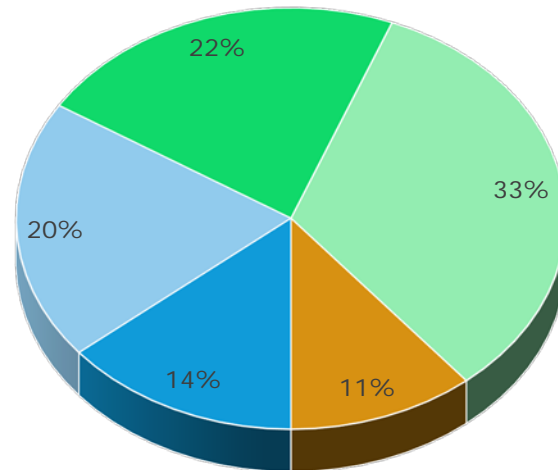


AAPD Membership by Gender (under 40)



AAPD Member Demographics

AAPD Members by Age

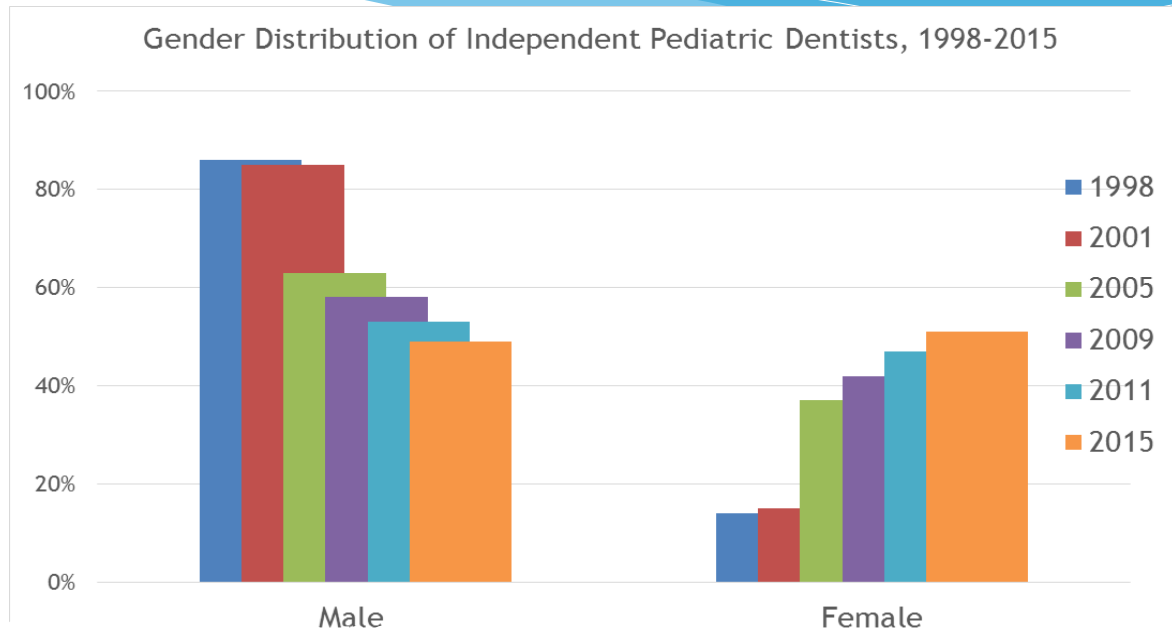


■ 65 and older ■ 50-65 ■ 40-49 ■ 30-39 ■ 30 and under



AMERICA'S PEDIATRIC DENTISTS
THE BIG AUTHORITY on little teeth®

AAPD Member Demographics



The percentage of female pediatric dentists has increased from 14% to 50% since 1998.



AMERICA'S PEDIATRIC DENTISTS
THE BIG AUTHORITY on little teeth®

American Board of Pediatric Dentistry

- * Since 1964, the AAPD has sponsored the American Board of Pediatric Dentistry (ABPD).
- * We support the ABPD vision of achieving excellence in pediatric dentistry through certification of all pediatric dentists.
- * In 2016, 4,749 AAPD Members are Board Certified.
- * 73 percent of eligible AAPD members are also Diplomates.



Practice Characteristics



AMERICA'S PEDIATRIC DENTISTS
THE BIG AUTHORITY on little teeth®

Practice Characteristics



Pediatric dentists, on average, spend approximately 89% of their time in the office treating patients.

Source: American Dental Association, Health Policy Center, *Surveys of Dental Practice, 2012*



AMERICA'S PEDIATRIC DENTISTS
THE BIG AUTHORITY on little teeth®

Practice Characteristics



Appointments average 36 minutes for all independent pediatric dentists. Patients typically waited less than 8 minutes for their appointment. In 2011, the typical patient was seen, on average, 3.0 times per year.

Source: American Dental Association, Health Policy Center, *Surveys of Dental Practice, 2012*



AMERICA'S PEDIATRIC DENTISTS
THE BIG AUTHORITY on little teeth®

Team Facts

Over half of independent pediatric dentists (54%) employed a full-time or part-time hygienist in 2011.

Excluding dental hygienist visits, all independent pediatric dentists treated an average of:

- 3 patients per hour
- 95 patients per week
- 4,469 patients per year

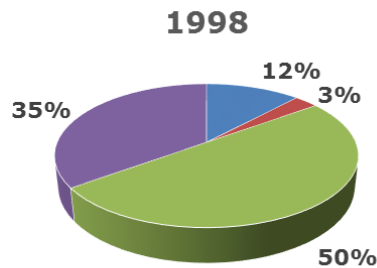
The average numbers of patient visits with hygienist visits were:

- 3.8 visits per hour
- 115 visits per week
- 5,490 visits per year

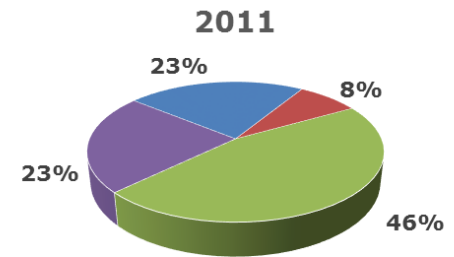
Source: American Dental Association, Health Policy Center, *Surveys of Dental Practice, 2012*



Patients by Source of Payment



- Patients with public insurance
- Patients with private insurance
- Patients with managed care plans
- Patients with direct payment



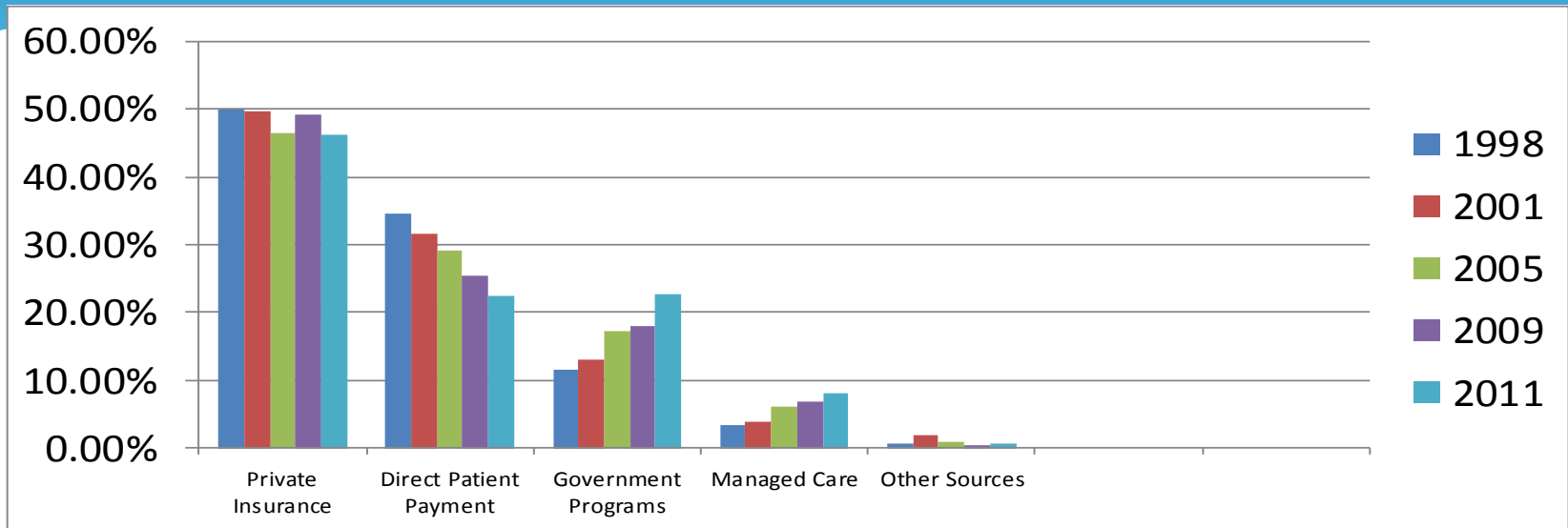
- Patients with public insurance
- Patients with private insurance
- Patients with managed care plans
- Patients with direct payment

Source: American Dental Association, Health Policy Center, *Surveys of Dental Practice, 2012*



AMERICA'S PEDIATRIC DENTISTS
THE BIG AUTHORITY on little teeth®

Billings by Source of Payment



The largest share of gross billings for all independent pediatric dentists came from private insurance (49%). Private insurance and direct patient payments accounted for 74.5% of annual gross billings. Government programs, managed care, and other sources represented 25.5%.

Source: American Dental Association, Survey Center, *Surveys of Dental Practice*, 2012



AMERICA'S PEDIATRIC DENTISTS
THE BIG AUTHORITY on little teeth®

Pediatric Dental Practice Finances

Average gross billings per pediatric
dentist in private practice

2013:	\$805,070
1998:	\$621,000

Annual median net income of pediatric
dentists in private practice

2013:	\$250,000
1998:	\$239,640

Practice expenses per owner pediatric
dentist in private practice

2013:	\$429,810
1998:	\$345,000

(excludes shareholder salaries)

Source: American Dental Association, Health Policy Center, *Surveys of Dental Practice, 2014 and 2012*



Access



AMERICA'S PEDIATRIC DENTISTS
THE BIG AUTHORITY on little teeth®

Public Insurance Programs



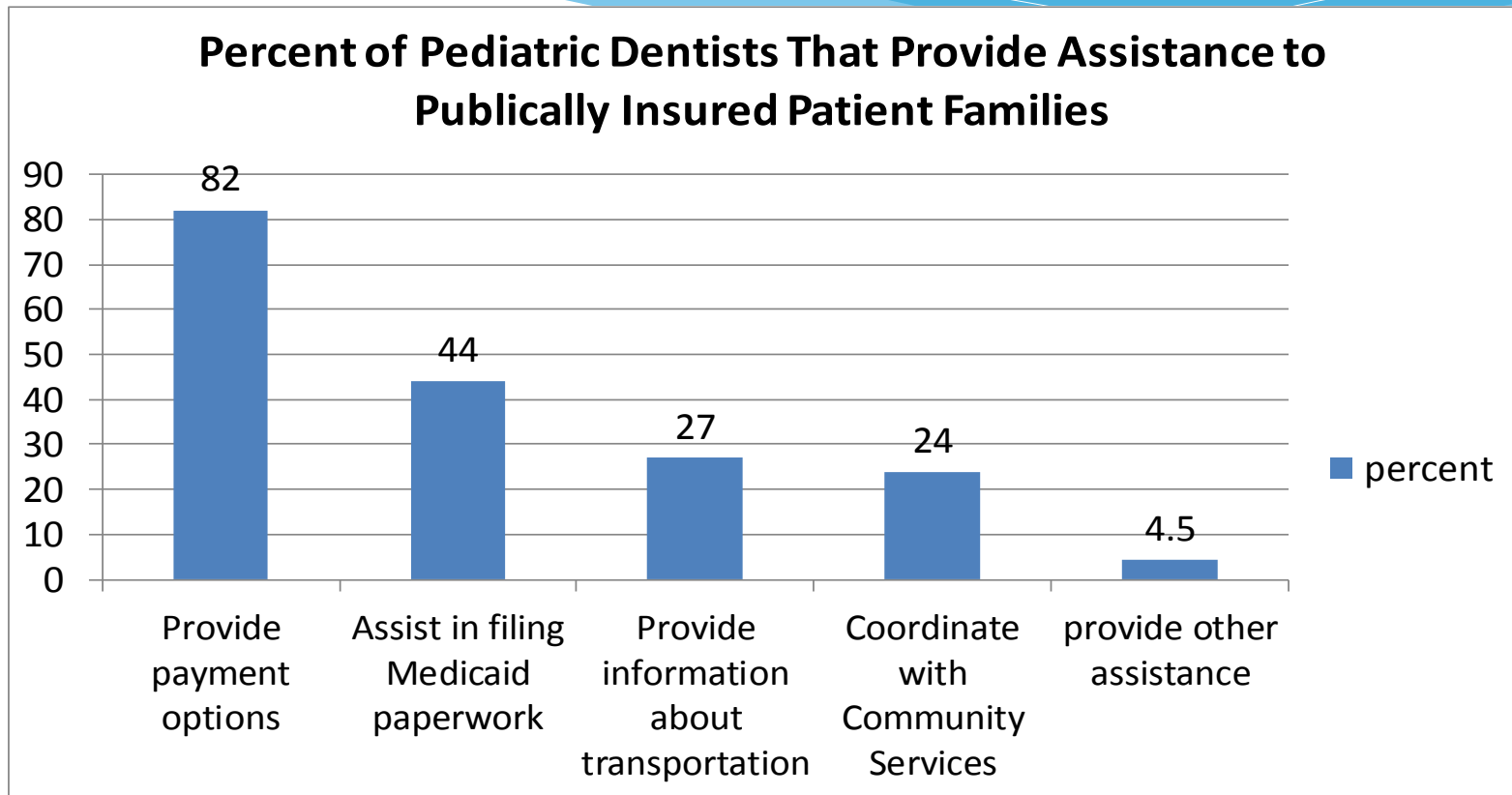
Pediatric Dentists provide significant services to children participating in government insurance programs

Source: American Dental Association, Health Policy Center, *Surveys of Dental Practice*, 2012




AMERICA'S PEDIATRIC DENTISTS
THE BIG AUTHORITY on little teeth®

Pediatric Dentists Lend Assistance to Families



Pediatric Dentists Meet the Needs of Underserved Populations



- * 70% of pediatric dentists accept Medicaid, CHIP or both
- * Over 50% of all pediatric dentists are accepting new Medicaid patients
- * 74% of pediatric dentists worked in practices that provided charitable dental care either free of charge or at a reduced rate to patients in 2011



Common Barriers Encountered in Underserved Populations

- * Lack of oral health literacy on the part of parents
- * Lack of early referrals by healthcare providers
- * Gap between knowledge and action by parents and caregivers
- * Lack of insurance and an inability to pay for services
- * Lack of or limited transportation options
- * Limited English proficiency and cultural and societal barriers



Most Pediatric Dentists Use Operating Rooms



- * 60% use an operating room in a hospital or accredited surgical facility for inpatient and/or outpatient treatment
- * Provide medically necessary care to those children who may be cognitively-immature, highly anxious or fearful, have special needs, or be medically-compromised and unable to receive treatment in a traditional office setting
- * Positive effects on the quality of life for children and their families and improved access to dental care

Source: American Dental Association, Health Policy Center, *Surveys of Dental Practice*, 2012



AMERICA'S PEDIATRIC DENTISTS
THE BIG AUTHORITY on little teeth®

Pediatric Dentists Provide Care for Special Needs Patients

- * Almost all pediatric dentists (99.5 percent) report that they care for patients with special needs.
- * Nine in ten (89%) indicated that staff at their practice have training in treating patients with sensory impairments, developmental delays, or other special needs.

Source: American Dental Association, Health Policy Center, *Surveys of Dental Practice, 2012*



AMERICA'S PEDIATRIC DENTISTS
THE BIG AUTHORITY on little teeth®

Healthy Smiles, Healthy Children: The Foundation of the AAPD



AMERICA'S PEDIATRIC DENTISTS
THE BIG AUTHORITY on little teeth®



Healthy Smiles, Healthy Children: The Foundation of the AAPD supports community-based initiatives providing Dental Homes for children from families who cannot afford dental care.



AMERICA'S PEDIATRIC DENTISTS
THE BIG AUTHORITY on little teeth®



Since 2010

- * HSHC grantees have provided Dental Homes to more than 300,000 children.
- * HSHC has issued more than \$4.1 million in grants and commitments to 81 agencies in 29 states, plus the District of Columbia



AMERICA'S PEDIATRIC DENTISTS
THE BIG AUTHORITY on little teeth®



During FY 2016

- * HSHC awarded two, \$375,000 grants to organizations in Arizona and Texas, joining previous awardees in California, Pennsylvania, Texas and Wisconsin.
- * The 2016 HSHC Dental Home Day in San Antonio provided care to 203 children with the help of 60 AAPD volunteers.
- * Raised more than \$1.2 million in donations and pledges in response to the \$1 Million Dental Homes Challenge, a campaign made possible by a \$1 million challenge gift.



AMERICA'S PEDIATRIC DENTISTS
THE BIG AUTHORITY on little teeth®



During FY 2017, HSHC will

- * Launch the first phase of a \$2.3 million, three-year national access to care outcomes assessment initiative.
- * Expand Dental Home Day through a pilot back-to-school program.
- * Issue at least \$300,000 in new Access to Care Grants.
- * Convene a national workshop for HSHC Access to Care Grantees.



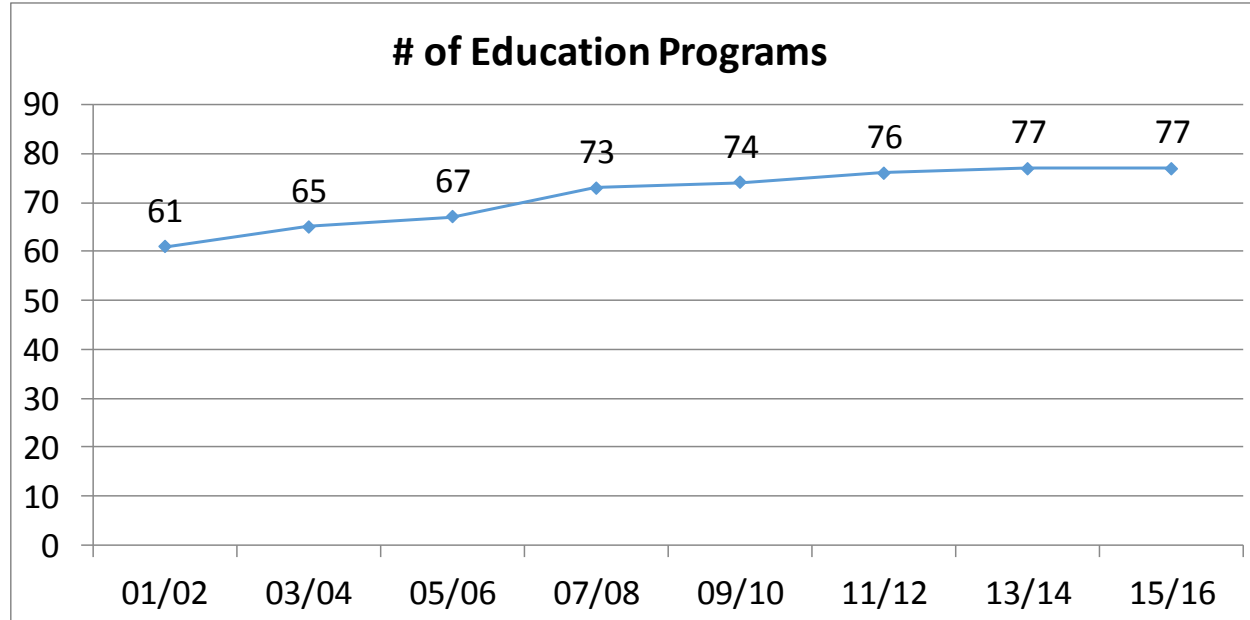
AMERICA'S PEDIATRIC DENTISTS
THE BIG AUTHORITY on little teeth®

Education Trends



AMERICA'S PEDIATRIC DENTISTS
THE BIG AUTHORITY on little teeth®

Increase in Number of Dental Specialty Education Programs in Pediatric Dentistry

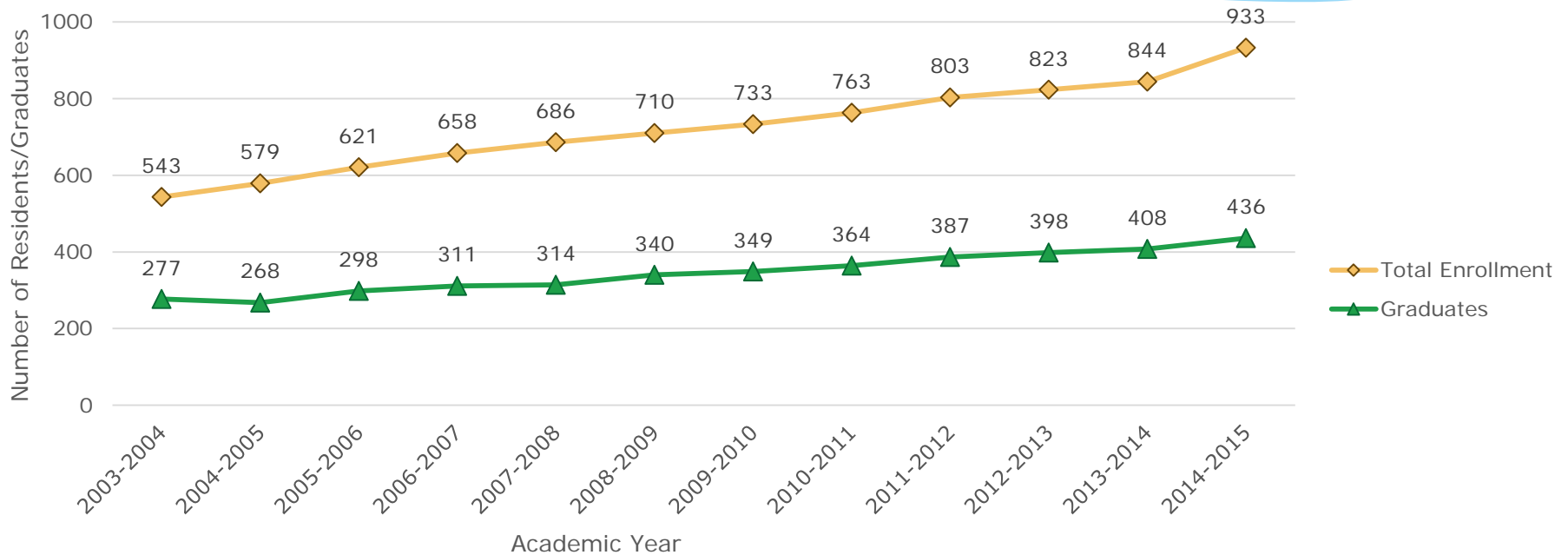


Source: American Dental Association, Health Policy Center, Survey of Advanced Dental Education, 2015



AMERICA'S PEDIATRIC DENTISTS
THE BIG AUTHORITY on little teeth®

Increase in Enrollment in Pediatric Dental Specialty Education Programs



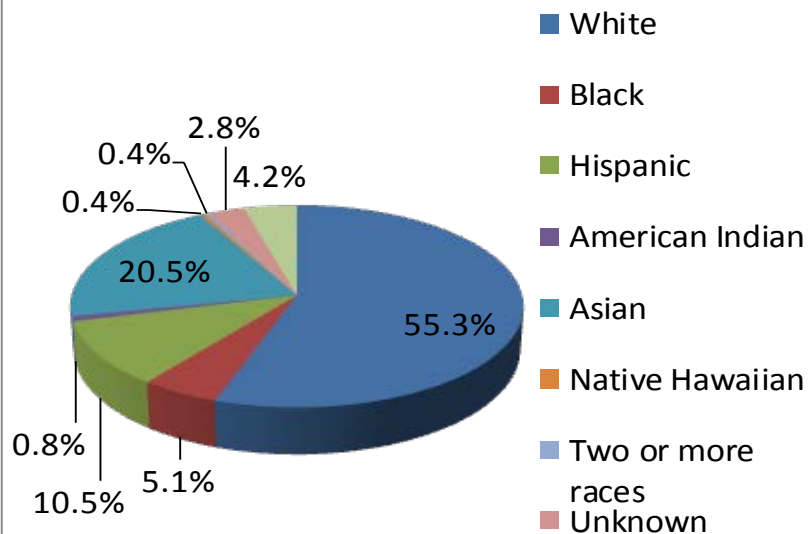
Source: American Dental Association, Health Policy Center, Survey of Advanced Dental Education, 2015



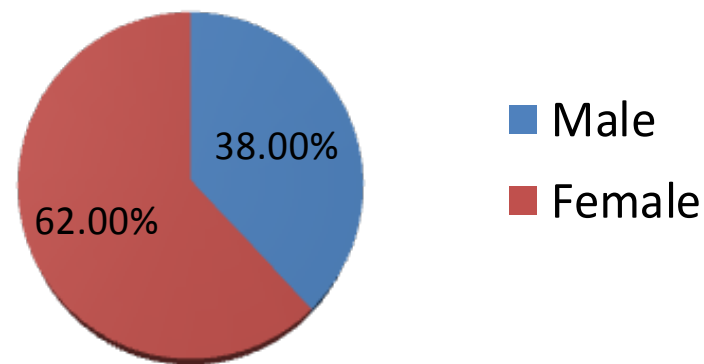
AMERICA'S PEDIATRIC DENTISTS
THE BIG AUTHORITY on little teeth®

Enrollment Demographics

Enrollment by race/ethnicity



Enrollment by gender




Source: American Dental Association, Survey Center, *Surveys of Dental Education 2010-2011*



AMERICA'S PEDIATRIC DENTISTS
THE BIG AUTHORITY on little teeth®

Our Profession's Forecast



AMERICA'S PEDIATRIC DENTISTS
THE BIG AUTHORITY on little teeth®

Top Ten Reasons for Being a Pediatric Dentist



AMERICA'S PEDIATRIC DENTISTS
THE BIG AUTHORITY on little teeth®

For more information...

Please contact:

Robin Wright, PhD

Assistant Director

Pediatric Oral Health Research and Policy Center

rwright@aapd.org

312 227-2169



AMERICA'S PEDIATRIC DENTISTS
THE BIG AUTHORITY on little teeth®